


John R. Hummel Elementary School - Principal, Erica M. Etienne



## STAR RATING

\* Official star rating will be available in December 2018.

\*\* For additional information on Star Ratings, please visit <http://www.nevadareportcard.com>.

9800 Placid St  
Las Vegas, NV 89183  
TEL: 702-799-6810  
<http://schools.ccsd.net/hummel>

The staff, students, families, and community of John R. Hummel are committed to providing students opportunities to become socially responsible citizens who will succeed as contributing members of society. Together we will nurture a positive learning environment and build a solid academic foundation to achieve individual student excellence.

## TOTAL ENROLLMENT

CCSD  
320,523

SCHOOL  
706

## DEMOGRAPHICS

ETHNICITY	CCSD	SCHOOL
AK Native/Native American	1,209	11
Asian	20,398	97
Hispanic	148,253	211
Black	44,163	85
Caucasian	80,918	189
Pacific Islander	5,059	30
Multiracial	20,523	83
IEP	38,498	125
English Learners	58,607	83
Free Or Reduced Lunch	223,339	706

\* indicates the group's population is less than 10.



FEMALE:



MALE:

CCSD	SCHOOL	CCSD	SCHOOL
154,803	337	165,720	369

## GOALS

- Increase Grade 3 proficiency rates in reading.
- Reduce the overall achievement gap percentage points between highest performing and ethnic/racial subgroups in both reading and math.
- Increase the percentage of school-based personnel trained in cultural competency.

## SCHOOL HIGHLIGHTS

- Recognized by "Random Acts" as the recipients of the 2016 Class Act award. Hummel ES highlighted kindness on three different levels: at the school, in the local community, and around the globe.
- Designated as a Community Eligibility Provision (CEP) School for the 2016-2017 school year, which provided free breakfast and lunch to all students regardless of individual household eligibility.
- Provided professional development to teachers in best teaching and learning practices and tools to monitor student achievement (Cultural Competency, Sanford Harmony, Study Island, & S.T. Math, etc.).
- Implemented an after-school ELA & Math tutoring program to help struggling 4th and 5th-grade students prepare for the S.B.A.C. exams.
- Recognized student achievement each semester: Principal's Award, honor roll, citizenship/attendance, "B.U.G." awards & most improved.
- Recognized character traits and positive student actions during "Hawk of the Month" ceremonies.
- Utilized the Accelerated Reader program to assist and enhance student learning in reading through motivation.

## PLEDGE OF ACHIEVEMENT

The Pledge of Achievement is a five-year plan based on Strategic Imperatives set by the Board of School Trustees. Additional information is located at <http://pledgeofachievement.ccsd.net>.

Safety at School..... 92.2%

↑ Percentage of students who feel safe and happy at school.

Parent Engagement..... 92.7%

↑↑ Percentage of parents reporting that they have been informed regarding their child's progress and feel welcome at school.

\* indicates count of participants were less than or equal to 10.



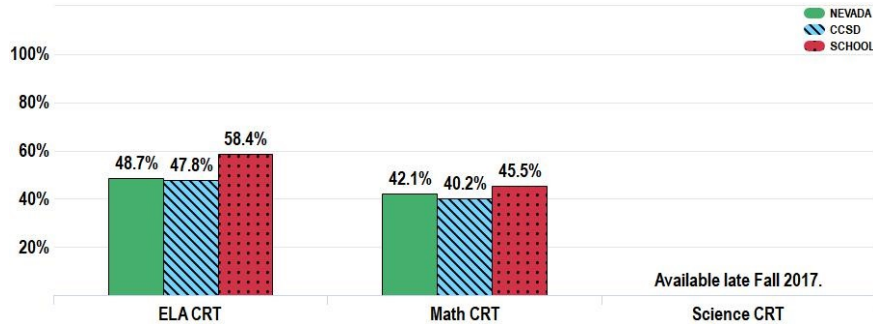
94.6%

## AVERAGE DAILY ATTENDANCE

**ACADEMIC ACHIEVEMENT / PROFICIENCY**

**CRITERION-REFERENCED TEST (CRT) PROFICIENCY**

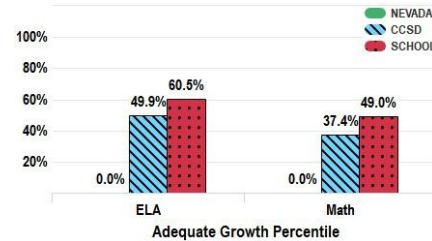
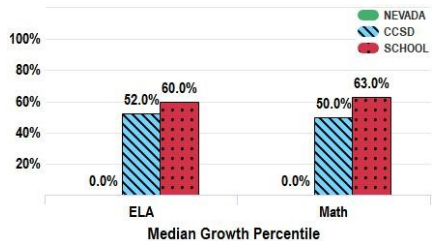
Academic achievement specifies the percentage of students that have demonstrated mastery on the summative criterion-referenced or End of Course assessments in English-language arts, mathematics, and science.



**STUDENT GROWTH**

**CRT Growth**

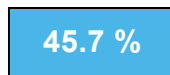
When reporting student growth in percentiles, Median Growth Percentile (MGP) is the midpoint value of the schools' distribution of student growth percentiles.



Adequate Growth Percentile (AGP) measures the percentage of students that have demonstrated the growth performance necessary to become proficient, or to remain proficient, in three years or by the end of eighth grade, whichever comes first. A student's adequate growth percentile can range from 1 to 99.

**READ BY GRADE 3**

The percentage of students in Grade Three at the school that have met or exceeded the standard on the criterion-referenced end-of-year assessment in English language arts.



CCSD



School

**ENGLISH LANGUAGE PROFICIENCY**

The English Language Proficiency measures the percentage of English Language Learners that have demonstrated adequate growth on the English language assessment to become proficient in English within five years or by Grade 12.

Grade	State AGP	CCSD AGP	School AGP
<b>1 FIRST GRADE</b>	N/A	48.9%	85.7%
<b>2 SECOND GRADE</b>	N/A	47.5%	75.0%
<b>3 THIRD GRADE</b>	N/A	46.3%	58.3%
<b>4 FOURTH GRADE</b>	N/A	37.6%	27.3%
<b>5 FIFTH GRADE</b>	N/A	31.9%	28.6%

**OPERATIONAL MEASURES**

CCSD SCHOOL

**TOTAL LICENSED PERSONNEL**

Includes classroom teachers and all other licensed personnel.



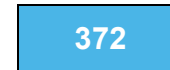
**ALTERNATIVE ROUTES TO LICENSURE TEACHERS**

Original degree was not in education but earned credits and completed program coursework to become teachers.



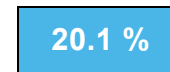
**NUMBER OF LONG-TERM SUBSTITUTES**

A substitute that covers a vacant teaching position until full-time teacher is hired.



**TEACHER TRANSIENCY RATE**

The rate at which teachers transfer to other schools or leave the District.



**LEAST RESTRICTIVE ENVIRONMENT**

Percent of children with IEPs aged 6 through 21 served inside the regular classroom 80% or more of the day.

